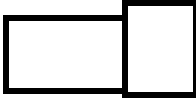


See Last Page For Seating Assignment

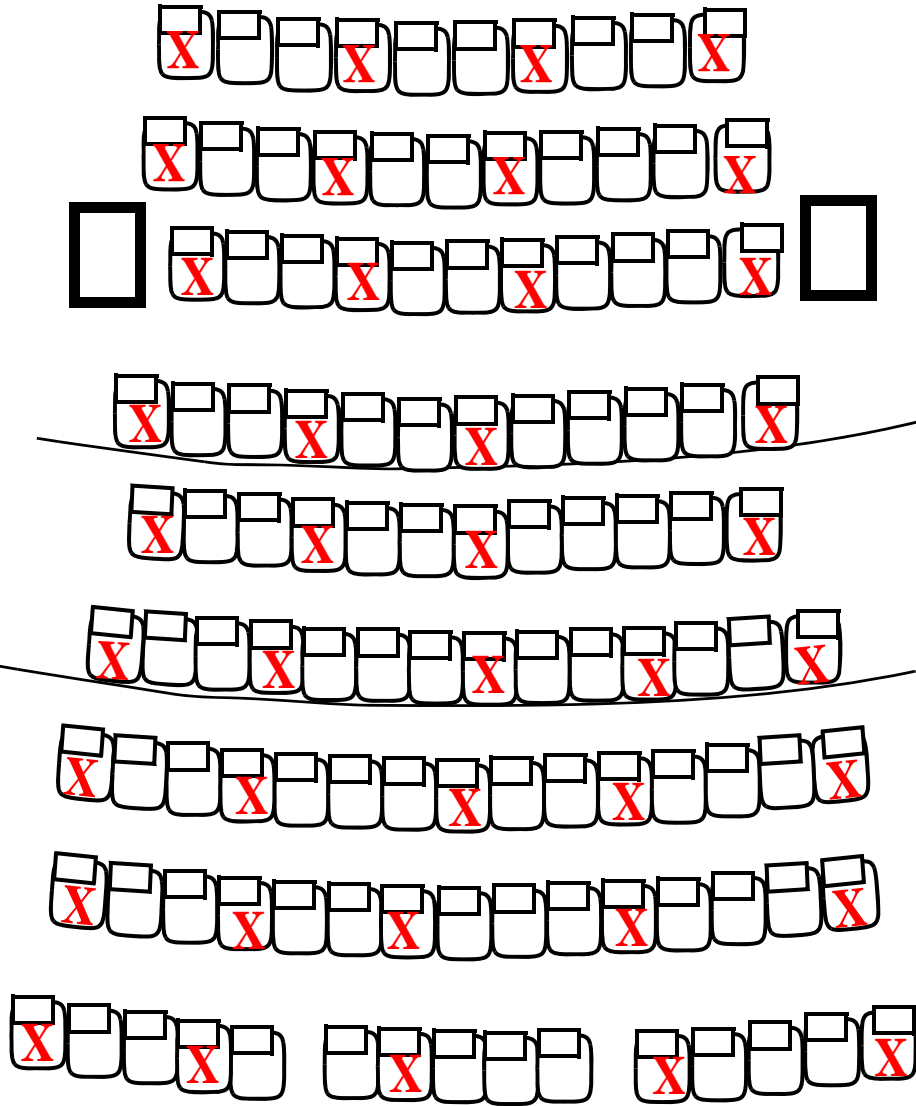
Turn off Cell Phones
And Place In Knapsack

3275 ME

normal seating 115; officially 115



Midterm seating 40



ELEC2607 Midterm
Wed. March 4, 2009
10:10 - 14:25 hr

See Last Page For Seating Assignment

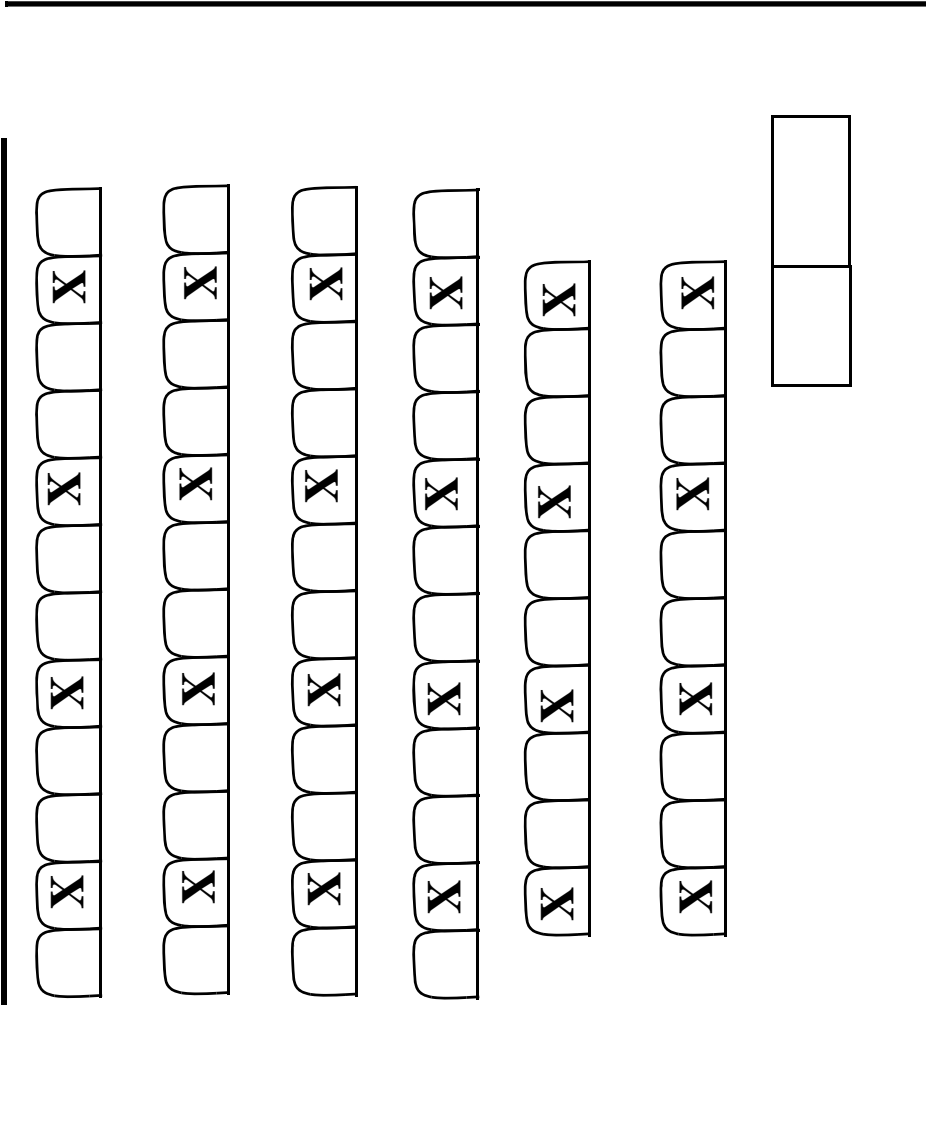
**Turn off Cell Phones
And Place In Knapsack**

ELECC2607 A Midterm Total 24

Wed. March 4, 2009

10:10 - 11:25 am

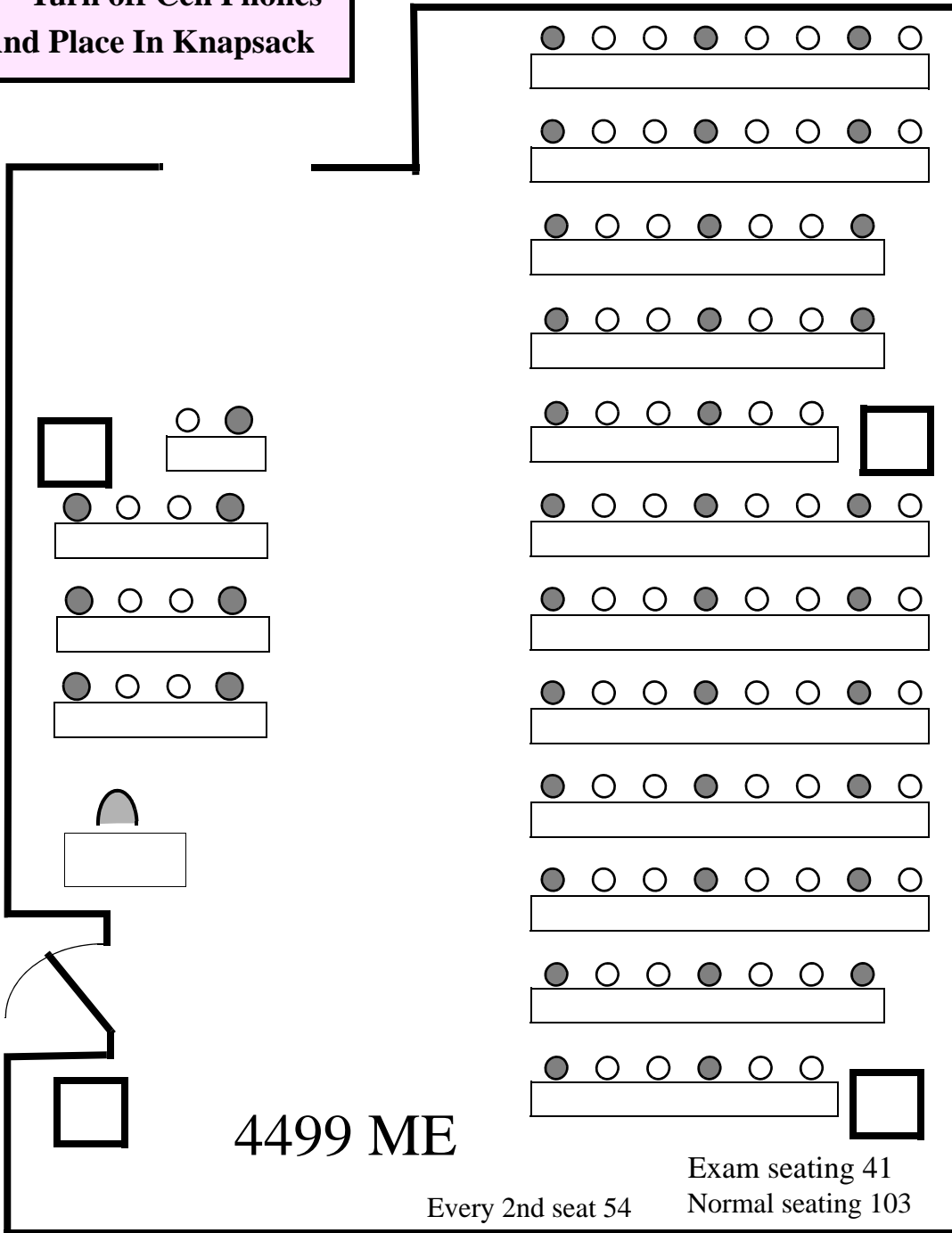
normal seating 68 officially



3269 ME

See Last Page For Seating Assignment

Turn off Cell Phones
And Place In Knapsack



ELEC2607 A & B Midterm
Wed. March 4(A) and 5(B), 2009
10:10 - 11:25 am

See Last Page For Seating Assignment

416 SA

exam seating 51

51 exam seats
100 normal seats

ELEC 2607B Midterm
Thur. March 5, 2009
10:10 - 11:25

X			X
---	--	--	---

	X				X
--	---	--	--	--	---

X			X
---	--	--	---

	X				X
--	---	--	--	--	---

X			X
---	--	--	---

	X				X
--	---	--	--	--	---

X			X
---	--	--	---

	X				X
--	---	--	--	--	---

X			X
---	--	--	---

	X				X
--	---	--	--	--	---

X			X
---	--	--	---

	X				X
--	---	--	--	--	---

X			X
---	--	--	---

	X				X
--	---	--	--	--	---

X			X
---	--	--	---

	X				X
--	---	--	--	--	---

X			X
---	--	--	---

	X				X
--	---	--	--	--	---

X			X
---	--	--	---

	X				X
--	---	--	--	--	---

X			X
---	--	--	---

	X				X
--	---	--	--	--	---

X			X
---	--	--	---

	X				X
--	---	--	--	--	---

	X				X
--	---	--	--	--	---

			X
--	--	--	---

Turn off Cell Phones
And Place In Knapsack

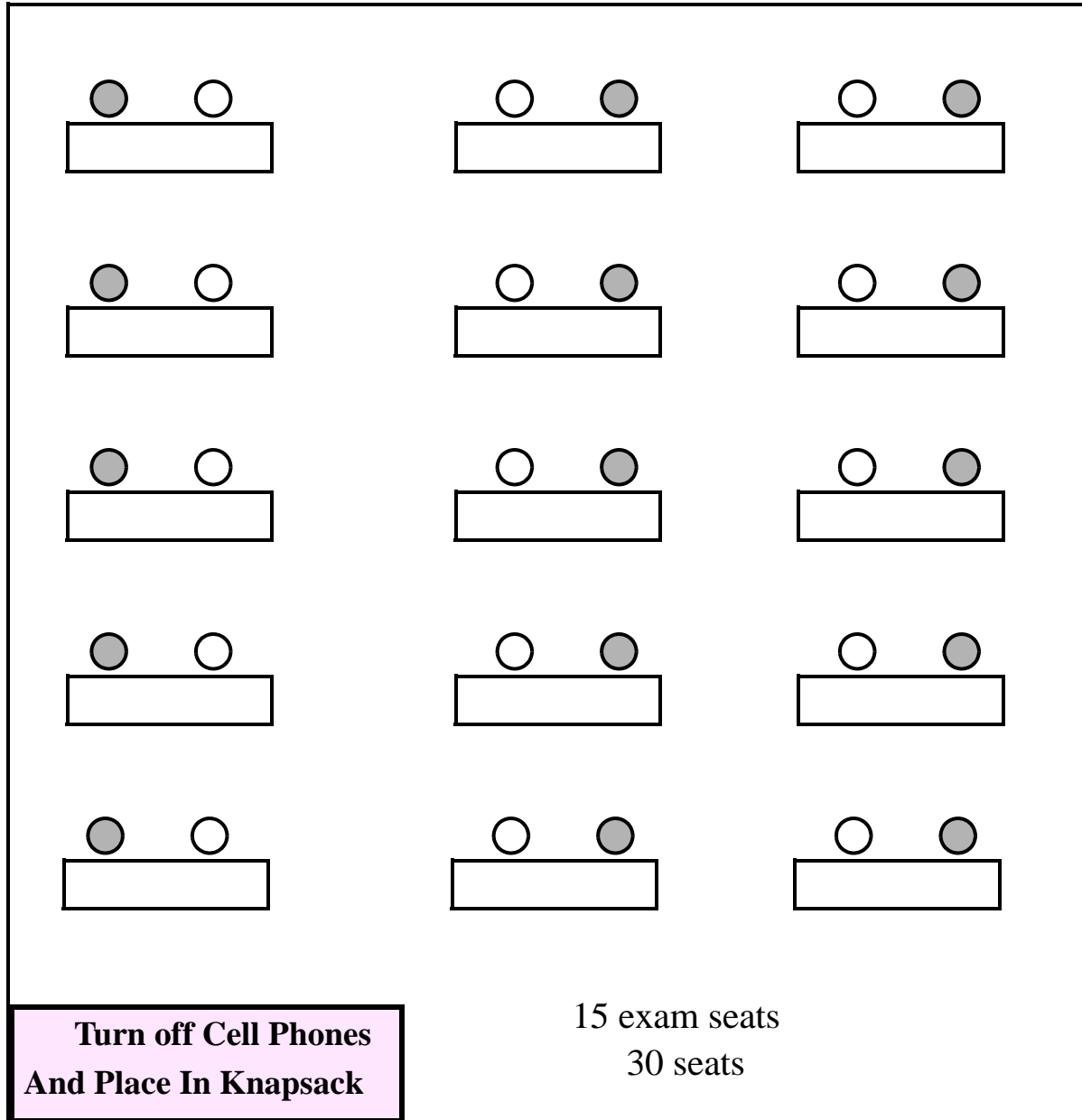
See Last Page For Seating Assignment

ELEC2607 B Midterm

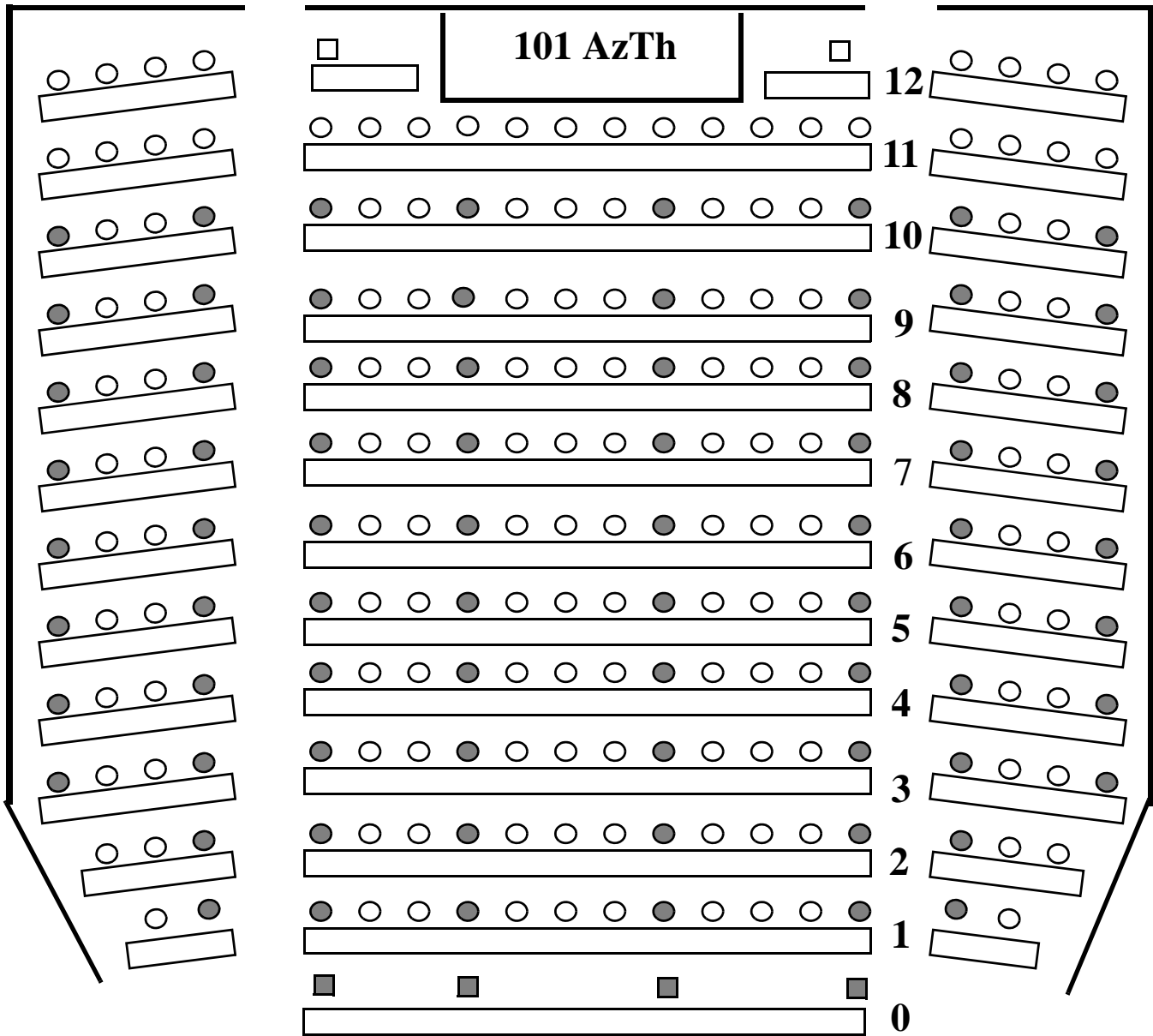
Thur. March 5, 2009

10:10 - 14:25

313 SA



See Last Page For Seating Assignment



Examination seating 94
used 80

**Turn off Cell Phones
And Place In Knapsack**

ELEC2607 C Midterm
Fri. March 6, 2009
2:35 - 3:55 pm

Section A (Knight) 88 students

TIME 10:10-11:25

	Seats	People		Number students
3269 ME	24	Numbers	100200000 to 100702000	(20)
3275 ME	40	Numbers	100702001 to 100736000	(34)
4499 ME	41	Numbers	100736001 to 100800000	(34)
5129 ME	9		Paul Menton Students	(2)
	<u>105</u>			<u>88</u>

Section B (Knight) 96 students

TIME 10:10-11:25

313 SA	15	Numbers	100020000 to 100702500	(10)
416 SA	51	Numbers	100702501 to 100737900	(37)
4499 ME	41	Numbers	100737901 to 100800000	(29)
5129 ME	9		Paul Menton Students	(2)
	<u>107</u>			<u>76</u>

Section C (Rogers) 64 students

TIME 14:35-15:55

101 Azrieli Th	64	Numbers	All	(64)
4124 ME	6		Paul Menton Students	

**Turn off All Cell Phones
And Place Them In Your Knapsack**

Instructions for Proctors

Meet at Prof Knight's (Rogers' for Sect C) office about 20 minutes before the exam starts.

Pick up copies of the exam.

Go to the exam room. Place a copy of the seating plan, and a copy of the list of student numbers assigned to each room, on the door(s). You may also be given an overhead to show.

Ask the students to please leave till the exam starts.

Arrange the seats as necessary. Some rooms will need to have chairs placed. Room 313 SA Will need to have the tables and chairs arranged.

You place exam copies upside down on the approved desks.

Write on the blackboard: "All cell phones must be turned off and placed in knapsacks."

The exam is open book. Any books or notes are allowed. However laptops and other computers are not. No communicating calculating devices are allowed.

Check for students who look to be sitting in seats where they are too close, or have a cross view of another students work. Ask them to please move.

Allow students to enter anytime after 10:05. Tell the students when to start. Finish 70 min. later.

When you write the time on the blackboard, do not erase the old time, but cross it out, so the students can estimate how often it is updated. ~~11:40~~ 11:52, 12:01 . . .

Please pass around an attendance list organized like so that one can reconstruct where people sit. A possible example is shown.

Warn the students when there are ten minutes remaining. At that time, ask them to remain in their seats until the exam ends. Warn them when there is five minutes remaining. Then ask them to remain in their seats at the end until their papers are collected.

After announcing the end, walk down the isles and collect the papers. Tell the students when they are all collected.

If you suspect collaboration, ask one of the students to come and sit right in the front. If necessary you can place such a student with only one empty seat between them and the next student. If there are notes or examination papers being passed, confiscate the notes and the examination paper(s), and give the offending students fresh exams. The Dean's office will decide what, if any, of the material will be marked.

There are three types of student questions:

- (1) Fishing for information. The classical example is "Is a picofarad 10^{-9} ?"
- (2) There appears to be an error or ambiguity in the question.

For (1) and (2) the student should make whatever assumptions are necessary, write them clearly on the paper and continue. Alternately they should go on to the next question and wait for Prof. For Sect B, Knight will be in SA only.

- (3) Administrative questions. The most common is, "Can I use more paper?"

The answer is yes, you can use your own paper but make sure you put your name on it, and that you say clearly on the exam that you are using extra paper.

Can I borrow the notes (lab) from my friend? Look for a different student and ask if they would be willing to lend them for 5 min. Alternatively you can glance through what is being borrowed. I usually allow it.

